

ChatGPT MADE EASY

A BEGINNER'S FAST-TRACK
TO MASTERING CHATGPT



ALICIA LYTTLE

Copyright © 2024 by Alicia Lyttle. All rights reserved.

All rights reserved. No part of this book may be reproduced, distributed, or transmitted in any form or by any means, including photocopying, recording, or other electronic or mechanical methods, without the prior written permission of the author, except in the case of brief quotations embodied in critical reviews and certain other noncommercial uses permitted by copyright law.

This publication is protected under the US Copyright Act of 1976 and all other applicable international, federal, state, and local laws. Any unauthorized reprint or use of this material is prohibited. No part of this book may be reproduced or transmitted by any means, electronic or mechanical, including photocopying and recording, or by any information storage or retrieval system without express written permission from the author or publisher.

Disclaimer

This book is intended to provide helpful and informative material on the subject matter covered. It is sold with the understanding that the author and the publisher are not engaged in rendering professional services in the book. A competent professional should be sought if the reader requires personal assistance or advice.

The author and publisher specifically disclaim any liability, loss, or risk incurred as a consequence, directly or indirectly, of the use and application of any of the contents of this work.

Every effort has been made to make this book as complete and accurate as possible. However, there may be mistakes, both typographical and content. Therefore, the text should be used only as a general guide and not as the ultimate source of information.

The purpose of this book is to educate and entertain. Any resemblance to actual persons, living or dead, or events is coincidental.

The author and the publisher shall have neither liability nor responsibility to any person or entity concerning any loss or damage caused or alleged to be caused directly or indirectly by the information contained in this book.

Please be aware that websites listed in this publication may have changed or disappeared between when this work was written and when it was read.

Brought to you by:

www.Alexpertsclub.com

Table of Contents

Acknowledgments	1
Introduction	3
Chapter 1: What in the world is ChatGPT, and why should I care?	5
Chapter 2: How do I use ChatGPT?	16
Chapter 3: The Importance of Style and Tone in ChatGPT	27
Chapter 4: Navigating the World of AI Content Detectors	61
Chapter 5: ChatGPT...The Journey Continues	76
About the Author	78
FAQs	80
Glossary	84
FREE Gift from Alicia	87
Sources	88

Acknowledgments

Writing this book has been a fantastic journey. I haven't taken it alone. So many remarkable individuals have participated in this adventure, and it's my pleasure to acknowledge their contributions.

First, I want to extend my deepest gratitude to my sister and business partner, Lorette. Her unwavering support and relentless belief in me have made this journey possible and enjoyable.

To my friends who have rallied around me, nurtured my passion, and celebrated my growth in AI - your support has been invaluable. I especially want to thank Deborrah Ashley, who affectionately dubbed me "The Queen of AI," a nickname that truly stuck!

A special shout-out to Anik Singal and Lamar Tyler, who generously invited me to present on their stages to share my knowledge and passion for AI; your platforms were instrumental in extending my reach.

My heartfelt thanks go to Ty Cohen, Anthony McCarthy, Polly Powell, Jeff Moore, Candi B., Melanie Warner, Pam Peebles, and many others. You all opened your virtual stages to me, enabling my voice to reach further and inspire more individuals.

I'm grateful to Perry Belcher, whose events open opportunities for this incredible journey into AI. To Coach Deb Cole and Angie Norris, your consistent enthusiasm fed into my AI obsession daily for months!

To my phenomenal team, Ava, Reyna, April, Kim, LJ, Gwen, Jerick, Joy, Jerry, Dadrian, Ian, Angelica, and the rest who enthusiastically incorporated AI into our daily business operations, thank you for your openness and dedication.

A big thank you to all our students at www.Aiexpertsclub.com who actively engage in our live sessions and our clients whom we've had the pleasure to assist with AI; we love you all! You all fuel my motivation to continue expanding my knowledge and expertise.

I'd also like to thank Traci Lynn, who trusted me to use AI in crafting her book. Your trust was both an honor and a learning experience.

Saving the best for last to my best friend and partner Greg Moore, your daily nudges asking, "Is your book done?" kept me on track. Your support, encouragement, coaching, and unconditional love have been a tower of strength throughout this journey.

To everyone who has been part of this incredible journey, thank you from the bottom of my heart. Your support and belief in me have made all the difference. Here's to many more AI adventures together!

Thank you to all the brilliant minds behind the AI tools. Your creativity, technical genius, and relentless drive to enhance these tools have made us more efficient, productive, and effective in ways we never thought possible. We are grateful for your contributions to this field of technology. Your innovations continue to inspire and empower us on our AI journey.

Introduction

Hello and welcome! I'm Alicia Lyttle, and I'm so glad you picked up this book. You're about to step into the exciting world of ChatGPT. Whether you're just starting, running your own business, or simply curious about all this AI talk, you're in the right place.

I've been in digital marketing for over twenty years and am crazy about AI. I've been working with ChatGPT every day for the past five months. I've witnessed the transformative power of ChatGPT in my business and my client's businesses, and I've seen it turbocharge efficiency, creativity, and content creation like nothing I've ever seen before. This book combines all those experiences and gives clear, easy-to-follow advice and real examples to help you understand and master ChatGPT.

As a business owner, I've been blessed to share my experiences globally, from Singapore to New Zealand, South Africa to the United Kingdom. I've witnessed how the right tools, with the right strategy and training on usage, can shake up the business world.

Before I made my name in digital marketing and AI, I worked for some of the top organizations in the country, like the White House and the United States Environmental Protection Agency. Now, I run my company, Monetized Marketing LLC, with my sister Lorette, where we focus on helping businesses and entrepreneurs make the most of the internet and AI.

Through my Digital Marketing Agency, Pow Social Media, and my training company, Monetized Marketing, I've created numerous books, courses, trainings, etc. I've hosted a weekly segment on Public Broadcasting Television, "The Digital JamPreneur," where I educate entrepreneurs on building their online empires. I've won awards for my work, but seeing the people I coach grow and succeed in their businesses is the most satisfying thing. And that's why I wrote this book—to help you get to grips with ChatGPT and start making waves in your business.

Are you a beginner, just starting to dip your toes into the world of AI? Or maybe you're a business owner looking for new ways to connect with your customers. Perhaps you're a teacher eager to bring the latest tech into your classroom. Or you could be a writer searching for a tool to help bring your words to life.

This book has something to offer you in all these cases and many more. It doesn't matter if tech jargon makes your head spin or if you've never heard of ChatGPT. This book is here to guide you, step by step, in a simple and friendly way.

You don't need to be a computer wizard to get the most out of this book. All you need is an open mind and a dash of curiosity. So, whether you're young or old, tech-savvy or tech-shy, this book is ready to welcome you into the fascinating world of ChatGPT.

So, are you ready to jump into the deep end of ChatGPT? Let's get going! Here's to your new adventure in AI.

Chapter 1:

What in the world is ChatGPT, and why should I care?



How can I help you today?

Compare design principles
for mobile apps and desktop software

Write a spreadsheet formula
to convert a date to the weekday

Brainstorm names
for an orange cat we're adopting from the she...

Write a thank-you note
to a guest speaker for my class



Message ChatGPT...



ChatGPT can make mistakes. Consider checking important information.

Okay, first, let us talk about signing up for ChatGPT and the features for the Plus and Teams levels:

1. Go to the OpenAI website at <https://chat.openai.com/>
2. Click on the 'Sign Up' button and fill in your details. This will include providing your email address, creating a password, and agreeing to the terms and conditions.
3. Once your account is created, you will have access to the basic features of ChatGPT.
4. To access DALL-E (AI image creation), browsing, analysis features, and plugins, you should upgrade to ChatGPT Plus. Here's how:
 - 4.1 Go to 'My Plan' in your account.
 - 4.2 Select 'ChatGPT Plus' and follow the instructions to upgrade.
 - 4.3 For extra security and features like an admin console, choose the "Team" option.

Upgrade your plan

Plus

USD \$20/month

Your current plan

✓

Access to GPT-4, our most capable model

✓

Browse, create, and use GPTs

✓

Access to additional tools like DALL-E, Browsing, Advanced Data Analysis and more

Manage my subscription

I need help with a billing issue

Team

USD \$25 per person/month*

Add Team workspace

Everything in Plus, and:

✓

Higher message caps on GPT-4 and tools like DALL-E, Browsing, Advanced Data Analysis, and more

✓

Create and share GPTs with your workspace

✓

Admin console for workspace management

✓

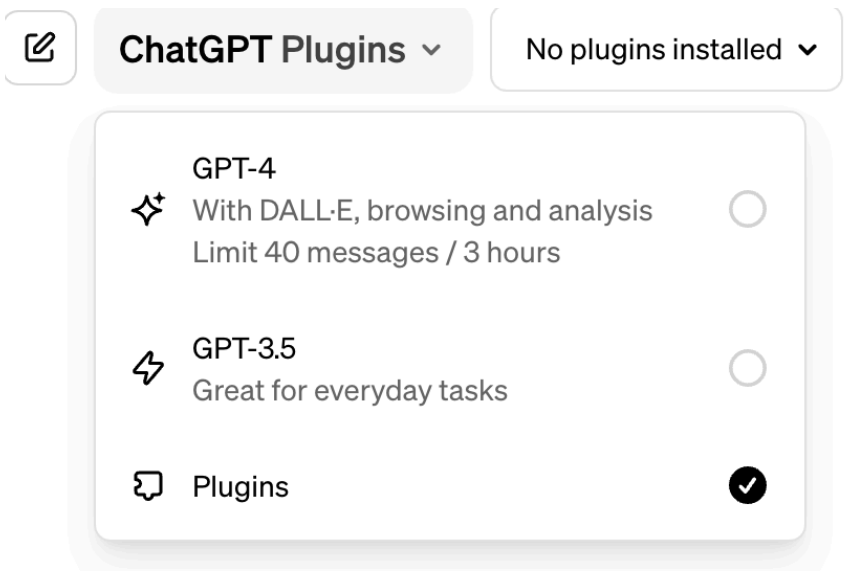
Team data excluded from training by default. [Learn more](#)

* Price billed annually, minimum 2 users

Need more capabilities? See [ChatGPT Enterprise](#)

— 6 —

- 5. To use third-party plugins, navigate to the model switcher and select 'Plugins' from the drop-down menu.
- 6. In the 'Plugins' dropdown, click 'Plugin Store' to install and enable new plugins.



Remember, ChatGPT is a sophisticated tool, and effectively interacting with it requires understanding how to craft prompts. Being specific with your request, providing context, using explicit constraints, and experimenting with different phrasings can enhance your interactions with the AI.

Tools:

I mention a few tools in this book:

1. ChatGPT account: You can start with the free version, but I know you'll want to upgrade to the pro, and it's super cost-effective. <https://chat.openai.com/>
2. Content at scale AI Detector: <https://contentatscale.ai/ai-content-detector/>
3. Grammarly Plagiarism Detector: www.alicialytle.com/grammarly
4. Voice-based Transcription Tool: <https://otter.ai/>

You've made a smart choice by picking up this book and stepping into the fascinating world of artificial intelligence.

In this chapter, we will talk about Chat GPT, one of the most talked about AI products. Buckle up if you're wondering what it is and why it matters!

We're about to dive in.

Let's start at the beginning. ChatGPT is a computer program, but it's not your ordinary kind. A group of intelligent people at OpenAI created it. And what it does is quite extraordinary. Imagine having a conversation with someone who never gets tired, never sleeps, and knows a whole lot of things. Sounds like a superhero, right? ChatGPT is like that, except it's a machine, not a person.

You might think, "Alicia, that sounds cool, but why should I care?" Here's why. With ChatGPT, you can have a chat partner who can help you with many things. Need to brainstorm ideas for a new project? ChatGPT can help. Want to learn about something new, like quantum physics or how to bake the perfect chocolate chip cookie? Ask ChatGPT. It can pull information from a vast knowledge database and present it simply and clearly. It's like having a personal assistant, teacher, and friend all rolled into one.

But here's the catch: While ChatGPT is pretty smart, it's not perfect. It doesn't understand emotions or personal experiences because it's a machine. It also doesn't have its own beliefs or opinions. Everything it

says is based on patterns and information it has learned from a vast amount of text data. So, while it can be a handy tool, remember to review everything.

Now, let's talk about the magic behind ChatGPT. Machine learning is what powers it. If you've heard of AI, you've probably heard of this term. But what does it mean? In simple terms, machine learning is a way for computers to learn from experience. Just like how you get better at riding a bike the more you practice, ChatGPT gets better at chatting the more data it learns.

So, why does this matter to you? Because ChatGPT and technologies like it are shaping our world. They're changing the way we learn, work, and interact. By understanding and using tools like ChatGPT, you can stay ahead of the curve and make the most of the opportunities this digital age offers.

In the next chapter, we'll dive deeper into how ChatGPT works and how you can use it effectively. But for now, give yourself a pat on the back. You've just taken the first step in mastering ChatGPT.

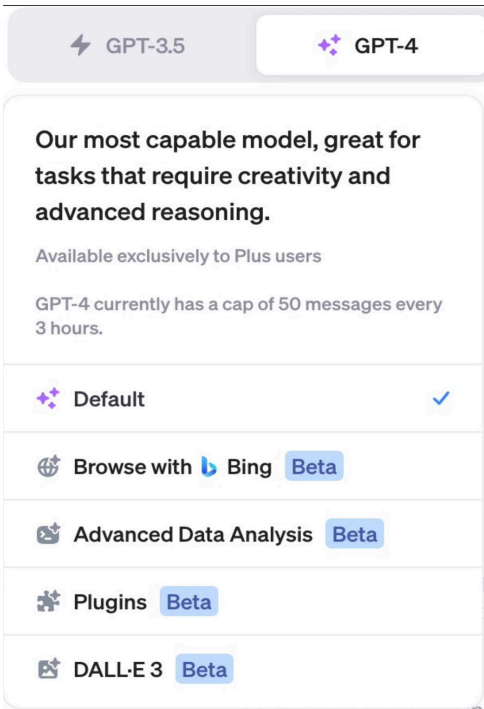
Remember, ChatGPT is not just a machine; it's a tool. And like any tool, it's all about how you use it. So, let's continue on this journey together, and by the end of this book, you'll be a ChatGPT whiz!

ChatGPT's evolution:

Imagine you're baking a cake. You might fumble a bit the first time; perhaps forget the baking powder or overmix the batter. But with every new cake, you learn. You adjust. You refine your recipe. That's exactly what's happening with ChatGPT. It's continuously evolving, learning from its experiences, and developing better "recipes" for communication.

So, what version are we on now? As of 2023, ChatGPT has just rolled out some exciting new features in beta. These include web browsing and

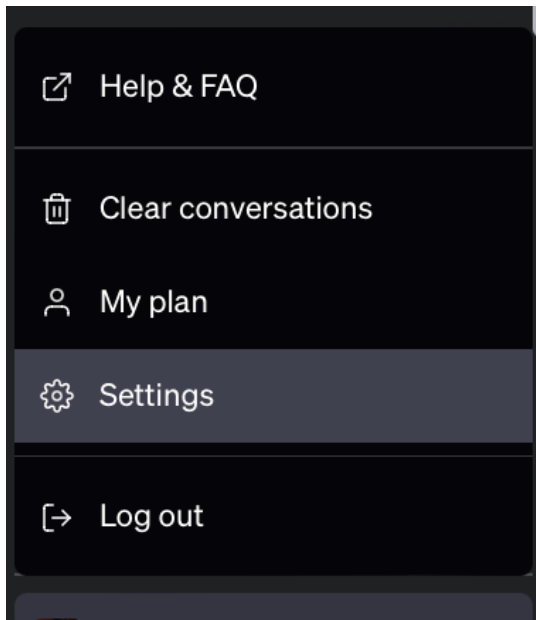
third-party plugins. ChatGPT isn't just a language model; it's also a web surfer and a plugin user!



The web browsing feature lets ChatGPT browse the internet to answer questions about recent topics and events. This is huge! Imagine having an assistant who can quickly scan the web for the most up-to-date information and present it to you in a snap.

As for the plugins, ChatGPT can now use third-party plugins that you enable. Think of plugins as special abilities that you can add to ChatGPT. Like a superhero getting new power, these plugins can enhance the capabilities of ChatGPT and make it even more helpful for you.

You'll need to navigate to your settings and enable beta features to use these new features.



You can explore web browsing and plugins to your heart's content from there.

Remember, these features are still in beta, which means they might change a bit as they're refined. But that's the exciting part—you get to be a part of that refinement process!

One more thing: you can now choose to generate a message beyond the maximum token limit. Each continuation counts towards your message allowance. This means longer and more complex interactions with ChatGPT, making it a more capable and versatile assistant.

Using GPT-4:

Let's talk about GPT-4. You can only access it by signing up for the paid version of ChatGPT Plus. It costs \$20 a month. If you don't have it, here's how you sign up:

1. Go to the bottom of your chat. Click on your account (i.e., your name), then click 'My Plan.'
2. First, ensure you're subscribed to the Plus plan, which is priced at \$20 monthly. To do so, navigate to the option that says "Upgrade your account." Click on it, and enter your payment details to complete the upgrade process.
3. And just like that, presto! You now have access to all the incredible features of GPT-4. Investing \$20 in the Plus plan is truly worth every penny for the wealth of benefits it brings.

After that, click on your account again and go to 'Settings and Beta.' You want to make sure your beta features are enabled. If not, turn on 'Plugins' and 'Advanced data analysis.'

Here's another thing to remember: the 'Data controls' option. If you'd rather not have your chats saved by ChatGPT or used to improve its model, simply uncheck that box. This is particularly important for some individuals who worry about their content being stored or used to improve ChatGPT's algorithm. So, take a moment to review this setting and adjust it according to your privacy preferences.

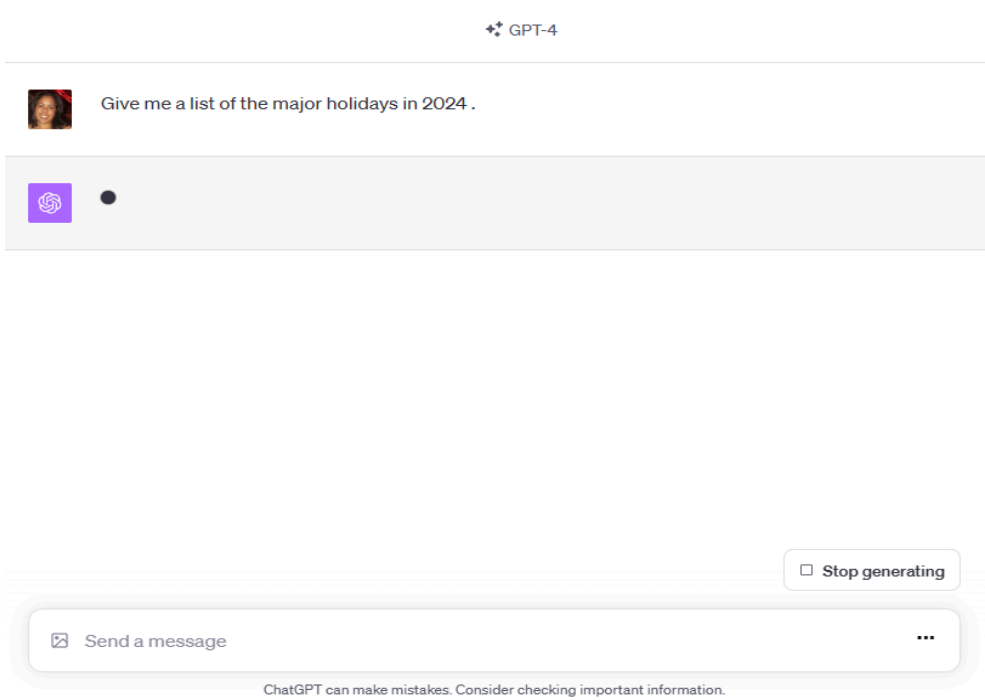
When you uncheck the box, you'll see that it says chat history is turned off. New chats won't appear in your history or on your devices. It won't be used to train their models. It won't be stored for longer than 30 days and does not sync across browsers or devices. This means you have to do that for every platform that you have it on.

Just a heads-up: if you use ChatGPT on Chrome and then log in on Safari or another browser, you might need to adjust the 'Data controls' setting again. Your preferences don't automatically carry over between browsers, so it's something to remember if you want to keep your privacy settings consistent across all your devices.

To sum it up, if you're worried about privacy and security, then just turn off your chat history. One thing you need to know is that if you try to come back to that chat later; it will not be there.

Alright, let's take a look at the drop-down menu for GPT-4. You'll find two options: first is the 'Default,' which is the usual setting, and then there's 'Browse with Bing.' This one allows Chatty to hop onto the internet and find things for you. It's like having your little search engine right there!

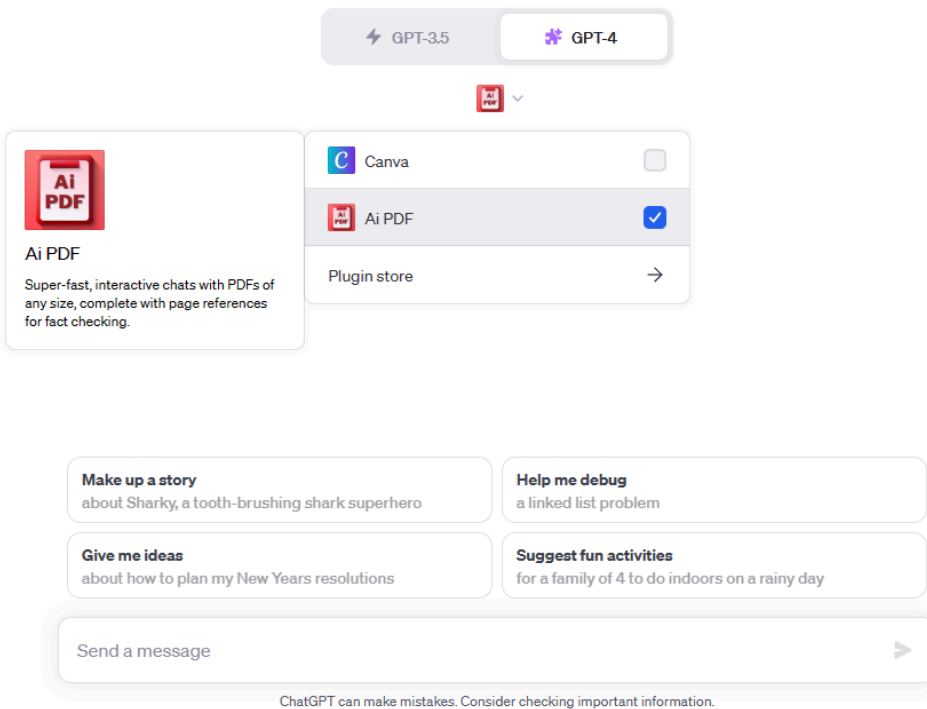
Now, whenever you ask Chatty for something, it will utilize Bing to track it down for you. For example, if you request, "Give me a list of the major holidays in 2024" and press enter, Chatty will spring into action, scouring the web to bring back the information you need. It's akin to having your very own personal genie; always ready to search the web at your command!



Notice how it says "browsing"? That means it's in the process of searching for and retrieving those major holidays. This feature was once part of GPT-4, then it disappeared, but now it's back! Yes, it's back and better than ever!

It will browse the internet to get the information you asked for. But, as a disclaimer, *Chat GPT can make mistakes, so consider checking important information.*

Back at the drop-down menu, you'll find 'Plugins.' Here, you can select additional plugins from the store. GPT-4 opens the door for various plugins to enhance ChatGPT even further. One popular plugin I often use is AI PDF. With this plugin, I can upload PDFs to ChatGPT, have them analyzed, and even work with the content of those PDFs right here in the chat. It's incredibly handy for a wide range of tasks!



The last item on the drop-down menu is DALL-E-3. This is mind-blowing! By integrating DALL-E-3 into ChatGPT, you can create images directly within the ChatGPT interface, eliminating the need to use external tools like Midjourney for image generation. This seamless integration streamlines the creative process, allowing you to visualize your ideas without leaving the ChatGPT environment. It's a convenient and efficient way to bring your concepts to life visually!

So, why should you care? Well, because ChatGPT is more than a tool. It's a technology that's continuously growing and evolving. And as it evolves, it's changing how we interact with information and each other. ChatGPT is not just about AI; it's about our needs, challenges, and aspirations. And that's why it's worth your attention.

Chapter 2:

How do I use ChatGPT?

Now that you have a foundational understanding of ChatGPT and why it's valuable to use Chatty, let's dive into the exciting part: giving Chatty commands. You might be wondering, *"How do I do that?"* Well, it's simpler than you might think! To tell Chatty what to do, you have to enter prompts. *"What in the world are prompts?"* Well, let me tell you!

Prompts are essentially little questions or statements you give ChatGPT to help guide its language generation. They're like breadcrumbs that lead ChatGPT down the path of creating the content you want. You enter the prompt in the section that says, *"Send a message."*



So, how can you use prompts effectively? Well, the key is to be specific. The more specific your prompts are, the better ChatGPT will be able to understand what you're looking for.

For example, instead of just saying, "Write about travel," you could say, "Write about my last trip to Italy and the experiences I had there." See the difference? The second prompt is more specific and will likely produce a more focused and useful output.

For FUN, I fed ChatGPT these two prompts; let's see what the output is...



write about travel

Travel: A Journey of Adventure and Discovery

Traveling is one of the most enriching experiences a person can have. It allows us to step outside of our comfort zones, broaden our perspectives, and create memories that will last a lifetime. Whether exploring new cities, immersing yourself in different cultures, or simply

taking a break from your daily routine, travel offers something for everyone.

One of the greatest joys of travel is the sense of adventure it brings. Each new destination presents an opportunity to discover new sights, sounds, and tastes. From trying new foods to learning about local customs and traditions, traveling helps us expand our understanding of the world and its diverse cultures.

But travel isn't just about discovering new things, it's also about learning more about ourselves. Stepping out of our comfort zones and facing new challenges helps us grow and develop as individuals. We learn to be more flexible, adapt to new situations, and gain a greater appreciation for the world and all it offers.

Whether a solo trip or a journey with friends and family, travel is a time to make memories that will last a lifetime. From exploring exotic locales to creating unforgettable experiences, each trip is a chance to create memories that will be cherished for years.

So, if you're feeling the wanderlust bug, grab your passport, pack your bags, and set out on a journey of adventure and discovery. The world is waiting, and there's no time like the present to start exploring!

-end-

Ok, it's pretty broad. So can it write a story about a trip to Italy? Let's put it to the test!



Write about my last trip to Italy and the experiences I had there.

My Last Trip to Italy: A Journey to Remember

Ah, Italy! The land of pasta, wine, and some of the most beautiful cities in the world. I recently had the opportunity to take a trip there and let me tell you, it was an adventure like no other. From the bustling streets of Rome to the rolling hills of Tuscany, I experienced a taste of true Italian life.

Rome was the starting point of my journey, and the city's beauty immediately captivated me. From the Colosseum to the Vatican, every corner I turned held a new piece of history and culture. But what really stole my heart was the food. Oh, the food! I indulged in plate after plate of delicious pasta and drank wine that was so good, that I still dream about it.

Next, I made my way to Florence, the birthplace of the Renaissance. This city was a true masterpiece, with its stunning architecture and breathtaking views of the Arno River. I visited the Uffizi Gallery, which houses some of the world's most famous works of art, and I was in awe of the beauty of each piece.

Finally, I arrived in Tuscany, where I got to experience the Italian countryside at its finest. I took a scenic drive through rolling hills covered in vineyards and olive groves, and I even had the chance to sample some of the local wines. I ended my trip with a relaxing stay at a beautiful villa, where I sipped on a glass of wine and watched the sunset over the Tuscan hills.

This trip to Italy was a dream come true. From the rich history and culture to the breathtaking scenery and delicious food, I experienced a taste of the Italian lifestyle that I will never forget. Ciao, Italia! I can't wait to come back and relive all my experiences again.

– end –

Do you see the difference?

So crazy cool what this tool is capable of, right?

Now, let's talk about good prompts and bad prompts. Good prompts are clear, concise, and to the point. They give ChatGPT just enough information to generate quality content, but not so much that it becomes overwhelming. On the other hand, bad prompts are vague and unclear. They might be too general, or they might contain too much information. For example, a bad prompt might be "Write a book about my life from birth to now, including all my childhood memories and every single detail about my education and career." Yikes! That's a lot to take in!

So, when you're preparing your prompts, make sure to be specific and concise. The more precise you are, the better the output will be. And remember, this is your book, so don't be afraid to add your own personal touch to the prompts! It'll make the final product all the more unique and reflective of you. And with that, you're ready to start preparing your prompts! Let's get to work!

Good prompts are crucial for achieving desired outputs from ChatGPT. They act as a guiding force for the AI, setting the stage for your desired response. Effective prompts can lead to insightful, accurate, and creative ChatGPT responses, ensuring they meet your needs and expectations.

Here are a few general guidelines for crafting good prompts:

1. *Be Specific:* Clearly outline the information you're seeking or the task you want the AI to perform. This reduces ambiguity and helps ChatGPT understand your requirements.
2. *Provide Context:* Including relevant background information in your prompt allows the AI to better understand the scope and purpose of your request.

- 3. *Use Explicit Constraints:* It can be helpful to include explicit constraints and guidelines to ensure the AI stays on track and produces the desired output.
- 4. *Experiment with Phrasing:* Don't be afraid to experiment with different phrasings and approaches. Sometimes, rephrasing your prompt or adjusting its structure can lead to better results.

Here's a table with some examples of bad prompts and how they could be improved:

Bad Prompt	Good Prompt	Explanation
"Tell me about climate change"	"What are the primary causes of climate change, and what are some potential solutions to mitigate its effects?"	The good prompt is more specific, reducing ambiguity and helping ChatGPT understand the user's requirements.
"Let's talk about a book"	"Let's discuss 'To Kill a Mockingbird' by Harper Lee, a novel about racial injustice in the 1930s American South"	Providing context and background information helps ChatGPT generate more relevant and accurate responses.
"Summarize this"	"Please provide a summary of the following article in 100-150 words, focusing on the main points and conclusions"	Explicit constraints and guidelines ensure the AI stays on track and produces the desired output.

Please note that these are just examples, and the effectiveness of a prompt can often depend on the specific task and context. The tone and style of the prompts can also be tailored based on the desired formality or informality of the response.

Below is an example table illustrating the difference between good and bad prompts, particularly for copywriting:

Bad Prompt	Good Prompt
"Write something about shoes."	"Write a persuasive product description for a pair of running shoes, highlighting their lightweight design and durable material."
"Describe this product." (without providing any information about the product)	"Describe a 2023 MacBook Pro, emphasizing its M1 Pro chip, Liquid Retina XDR display, and improved battery life."
"Create a slogan."	"Create a catchy and inspiring slogan for a new brand of eco-friendly cleaning products."
"Make a marketing email."	"Compose a marketing email for our spring sale, offering customers 20% off on selected items. The tone should be friendly and enthusiastic."

Ok, now you should never write a bad prompt again!

Training ChatGPT

Now that you know the difference between a good prompt and a bad prompt, I will tell you what makes ChatGPT give you the information you're looking for. A secret to good prompts yielding good results is that...come closer...you train ChatGPT! Yes! You heard me!

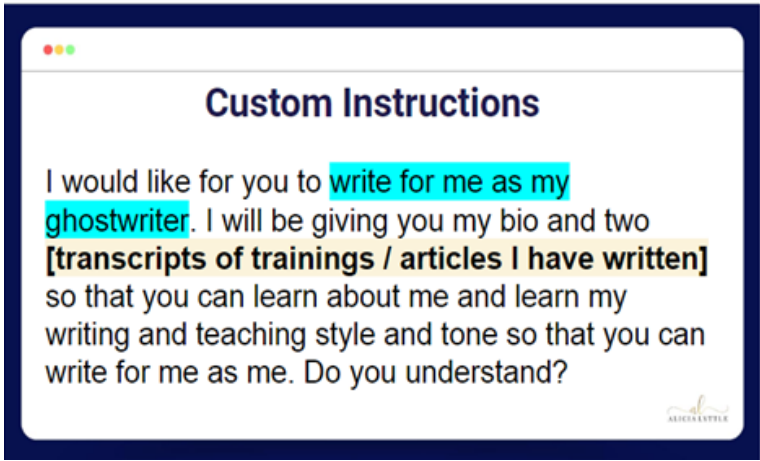
Let me tell you, a lot of people are excited to use ChatGPT, but don't know the most effective way to use it to get the response they want. When they first go into ChatGPT, most people just ask it the question they want an answer for. But we say STOP IT!

Training ChatGPT is very important. Without training ChatGPT, your work could appear basic, generic, robotic, and very descriptive, like a dictionary. And when you insert it into an AI detector tool, like Content at Scale, your work will likely be picked up as AI-generated. After reading my book, you will never ask this AI tool to create anything for you without training it first.

For training ChatGPT, think of it as having a friendly conversation with an AI buddy. Give your AI friend a name; mine's called Chatty, and we make an awesome team!

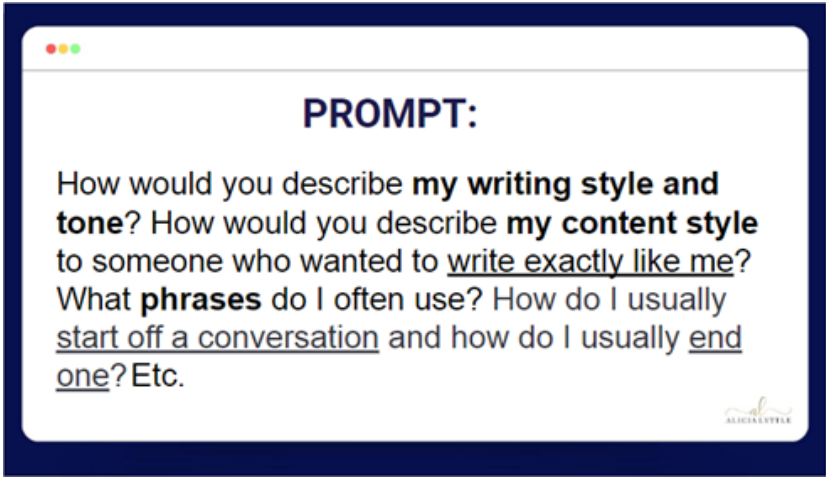
So now, how do you train ChatGPT? How do you get it to write like you, as you, for you? In other words, how do you get it to duplicate you? We use the TADAA Framework. T stands for Train ChatGPT. It's the most important step to getting amazing content out of this AI tool.

To train ChatGPT to clone you, you have to get it to know you. First, you ask ChatGPT to write for you as a ghostwriter, as seen in the prompt below.

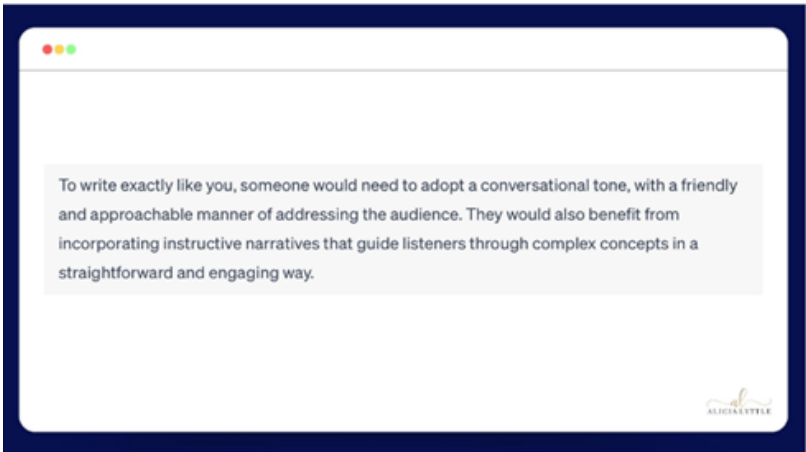


Then, give ChatGPT your impressive bio – the one that makes you feel amazing with all your accomplishments. After that, give it at least two transcripts of your speeches or articles that best represent your writing style and voice. These could be articles, blog posts, emails, or any other written material. If your content is in the form of videos, don't worry. You can upload the videos to the AI tool, <https://otter.ai/home>, to transcribe them. If your content is available at a link, you can copy and paste that as well.

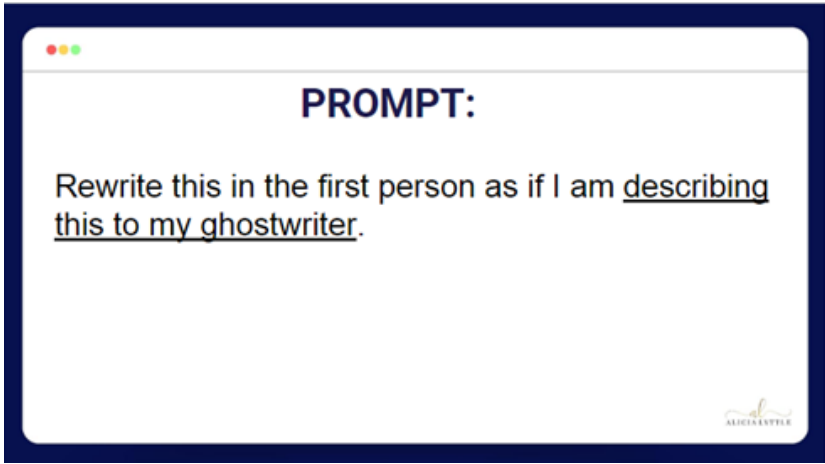
The real magic happens when you ask ChatGPT how it would describe your writing style and tone as seen in the prompt below.



ChatGPT will break it down for you, identifying your common phrases, how you start and end conversations, and more. After this analysis, it will tell you what approach 'the ghost writer' needs to have to duplicate you. You can see an example below.



Chatty has been incredibly helpful thus far, but it's about to become even more so. So you'll give it this prompt:



What Chatty does next will blow your mind! It rewrites all that information to reflect 'you'. But we're not finished.

ChatGPT offers a feature known as Custom Instructions, which consists of two sections. In the top section, you'll input your impressive bio as before. Then, you'll incorporate the first-person ghostwriter data that ChatGPT provided into the bottom section. After selecting 'Enable for new chats', click 'SAVE'. This ensures that all new chats will emulate your unique voice and style. Isn't that amazing?

Now, if you're doing work and you want it to be generic, you can go back to Custom Instructions and disable it for new chats.

So, whether you're a business owner, a writer, or simply someone curious about harnessing the power of AI, this method will help you craft content that's truly your own, infused with a personal touch that engages your audience.

Chapter 3:

The Importance of Style and Tone in ChatGPT

Experimenting with Different Voices and Tones

When writing a book, it's important to establish a distinct voice and tone. Your voice sets the tone for the entire book, helping to convey your message and engage with your reader. With the help of ChatGPT, experimenting with different voices and tones has never been easier.

One of the most familiar voices used in writing is a conversational tone. This voice is approachable and relatable, making it a great choice for memoirs or self-help books. A conversational tone allows you to connect with your readers personally, making them feel like they're conversing with a friend.

Another commonly adopted voice is a formal tone, frequently employed in academic or technical writing contexts. Here, the author aims to communicate information professionally and directly. Achieving a formal tone involves using technical language while avoiding colloquialisms or slang.

A humorous tone can be a great choice for those looking to add a bit of wit and levity to their writing. This voice is perfect for comedic memoirs or fiction and can help lighten the mood and entertain the reader.

My favorite tone is sassy, particularly when writing to women. If I am writing to men and women in a sassy tone, I need to tell Chatty this.

Writing styles vary greatly, including the following:

Academic Writing: This style is used in scholarly and research environments, marked by its formality, impartiality, and emphasis on verifiable facts.

Business Writing: This style is employed in professional settings, prioritizing clear and succinct communication that caters to the reader's needs.

Creative Writing: This style encompasses fiction, poetry, and other imaginative forms, distinguished by imaginative expression and uniqueness.

Descriptive Writing: This style is used to paint vivid pictures or create sensory experiences for the reader, relying on sensory details and figurative language.

Expository Writing: This style aims to inform or explain a topic, showcasing well-organized information presented in a rational manner.

Narrative Writing: This style is used to narrate stories, highlighting a sequence of events and a distinct plot.

Persuasive Writing: This style endeavors to convince the reader to adopt a particular viewpoint, leveraging emotional appeals, logical reasoning, and supporting evidence.

Sassy Writing: This style is marked by a self-assured, audacious, and often humorous tone, commonly used in informal writing such as blog posts and social media updates.

Humorous writing: This style is characterized by the use of humor and satire, often used in comedy writing, satire, and humor columns.

Poetic writing: This style is characterized by the use of figurative language, rhythm, and other stylistic devices to evoke emotion or create images.

Autobiographical writing: This style is used to tell the story of a person's life, characterized by a focus on personal experiences, feelings, and reflections.

Journalistic writing: This style is used to report news, characterized by objectivity, accuracy, and impartiality.

Fantasy writing: This style is used in fiction that contains elements of magic and the supernatural, characterized by imaginative and often surreal settings and characters.

Mystery writing: This style is used in works of fiction that involve a puzzle or crime to be solved, characterized by suspense, intrigue, and often, twists and turns in the plot.

Horror writing: This style is used in works of fiction that aim to scare or unsettle the reader, characterized by fear, terror, and the supernatural.

Realistic fiction writing: This style is used in works of fiction that attempt to portray real-life situations in a believable way, characterized by attention to detail and a focus on human relationships and emotions.

Science fiction writing: This style is used in works of fiction that explore scientific, technological, or futuristic concepts, characterized by imaginative concepts and futuristic scenarios.

Alright, so what's the big deal? Let's put it to the test. When crafting that literary masterpiece, you can choose the vibe, style, and tone.

The test:



Write a paragraph about the importance of keeping your the romance in your relationship alive.

Maintaining the romance in a relationship is crucial for keeping the spark alive and ensuring a strong and healthy connection between partners. When the romance fades, so does the excitement and passion that brought you together in the first place. By regularly expressing love, affection, and appreciation, you not only deepen your bond, but also show your partner that they are still valued and desired. Whether it's through small gestures like surprise date nights, love notes, or simply taking the time to listen and understand each other, keeping the romance alive requires effort and attention from both partners. At the end of the day, the benefits of a romantic and fulfilling relationship far outweigh the effort put into keeping it that way.

-end-

BORING!!

So, let's have some fun and write this in a Poetic writing style, or write this as a poem! This should be interesting!



turn that into a poem

A love that's strong and true,

Must be tended, just like a dew.

With effort and affection shown,

So the spark will never be gone.
A daily dose of romance we need,
To keep the love that we both breed.
From surprise date nights to love notes too,
Showing that our love is always true.
The bond between us must be kept,
With understanding, always accept.
For when the romance starts to fade,
The passion and excitement will be traded.
So let's put effort in each day,
To make our love forever stay.
For when we hold each other tight,
Our love will always shine so bright.
-end-

Awww... how cute is that! Good job Chatty!

Let's try one more writing style now that you're getting this...



Act as a horror writer and Write a paragraph about the importance of keeping your the romance in your relationship alive.

In the dark and eerie world of relationships, there is a terror that lurks within the hearts of partners. It is the fear of a love that has withered away, of passion that has faded into oblivion, and of the spark that once burned bright, is now reduced to ashes. To keep the love that one shares from turning into a horror show, it is crucial to maintain the romance and keep the fire alive. By expressing love, affection, and appreciation in ways both grand and small, one can ensure that their bond will not be shattered by the forces of darkness. However, be warned, that neglecting the importance of romance may lead to the creation of an entity born from the emptiness of a once-thriving love, a monster that feeds on the fear of a love lost and will stop at nothing to claim its next victim. Keep the romance alive, or risk being consumed by the terror that lurks in the shadows of your relationship.

-end-

Voice of another person

Did you know that users can use ChatGPT to write something in the style and voice of another person? Yes, you can!

Here is a list of 20 of the most popular authors of all time:

1. William Shakespeare
2. Leo Tolstoy
3. Jane Austen
4. Mark Twain
5. Charles Dickens
6. Fyodor Dostoevsky
7. Ernest Hemingway
8. J.K. Rowling
9. Gabriel Garcia Marquez

10. Harper Lee
11. William Faulkner
12. Edgar Allan Poe
13. John Steinbeck
14. Stephen King
15. George Orwell
16. J.R.R. Tolkien
17. Virginia Woolf
18. H.G. Wells
19. Franz Kafka
20. Agatha Christie

Here is a list of 20 of the most popular African American authors of all time:

1. Maya Angelou
2. Alice Walker
3. Langston Hughes
4. Toni Morrison
5. James Baldwin
6. Zora Neale Hurston
7. Richard Wright
8. Ralph Ellison
9. August Wilson
10. Gwendolyn Brooks

11. Ta-Nehisi Coates
12. Ntozake Shange
13. Terrence Hayes
14. Jamaica Kincaid
15. Alice Childress
16. Amiri Baraka
17. Sonia Sanchez
18. Countee Cullen
19. Jessie Fauset
20. W.E.B. Du Bois

Ok, so why is this important? Let's put this to the test! As you're writing your book, you have the freedom to decide the style and tone that best suits your vision.



Write a short story in paragraph format in the voice style and tone of William Shakespeare about a girl names Sarah who has a crush on a boy name James but never tells him. One day James decides to leave town for a job offer and Sarah is devastated and can't decide if she should tell him or not. Bumping into him in the store in the center of town, he says hello to her and asks her how she's doing and what her plans are after the summer. What does she say? Does she confess she just wants him to stay or take her with him?

'Tis a tale of woe and lost love, of a maid named Sarah who kept her heart locked away. For she had a crush on a fair youth named James, but fear of rejection kept her silent, and her love remained unspoken. The summer came, and with it news of James' departure to seek his fortune

in a distant land. Sarah was bereft, for she knew not if she should confess her love before he left, or let him go without a word.

Fate, it seems, had other plans. In the market square, Sarah chanced to bump into James, and he asked about her health and her plans for the future. Sarah stood there, torn between desire and fear, for she wished to confess her love, but feared the rejection that might follow. And yet, in the end, she chose to keep her love hidden and simply replied that her future was yet unwritten.

And so, with a heavy heart, Sarah watched as James bade her farewell and rode away. She knew that she had missed her chance, and that her love would remain forever unfulfilled. Yet, in the depth of her soul, she knew that her love was pure and true and that she would always cherish the memory of James, her lost love.

- end-

Let's turn that into a poem by William Shakespeare:

Oh fair maid, Sarah of gentle grace,

With a heart that doth beat with a steady pace,

For a boy, James, with whom she shares a flame,

But her love she doth keep in secret shame.

On a summer's day, she wanders through the town,

Her heart as heavy as a dreary gown,

For James hath left to seek a new abode,

Leaving Sarah's heart with a crushing blow.

As she roams, she chances to espie,

The fair James, standing with a cheery eye,
"My dear Sarah, how art thou faring?" quoth he,
"And what are thy plans when summer doth flee?"
With a start, Sarah's heart begins to race,
For this is the moment she hath sought to embrace,
To confess her love, to tell James of her flame,
But her voice doth fail, and she doth remain.
Silent she stands, her heart torn in two,
Should she confess, or bid James adieu?
In the end, she lets him leave with a smile,
Her love locked away, all the while.
Oh Sarah, with a love that doth remain untold,
Thy heart shall ache, and be forever cold,
For thou hast missed thy chance, thy moment divine,
And James hath gone, with thy love forever thine.
-end-



Write a short story in paragraph format in the voice style and tone of Maya Angelou about a girl names Sarah who has a crush on a boy name James but never tells him. One day James decides to leave town for a job offer and Sarah is devistated and can't decide if she should tell him or not. Bumping into him in the store in the center of town, he says hello to her and asks her how she's doing and what her plans are after the summer. What does she say? Does she confess she just wants him to stay or take her with him?

Sarah was a young woman of strength and courage. She had always held a secret crush on a boy named James, but never mustered the courage to confess her feelings. As summer approached, James made the difficult decision to leave town for a job offer, leaving Sarah heartbroken. She couldn't decide if she should reveal her love to James before he left, or if she should keep it to herself and let him go.

One day, as she was shopping in the center of town, she ran into James. He greeted her with a warm smile and asked her how she was doing and what her plans were for after the summer. Sarah stood there, frozen in time, as she weighed the pros and cons of telling James the truth about her feelings. But in the end, she chose to keep her love hidden and simply replied that her future plans were unknown.

As she watched James walk away, Sarah's heart ached with regret. She realized that life was full of missed opportunities and that she may never have another chance to tell James how she truly felt. But she was a woman of resilience, and she held her head high, knowing that her love was genuine and that it would always remain with her, even if James was no longer by her side.

end-

Ok, I know you get it now! Try writing in other people's voices, and feel free to mix and match them too!

Speaking of voices, let's move from famous authors to comedians!

Here's a list of amazing female comedians ChatGPT can write in the voice of

1. Lucille Ball
2. Joan Rivers
3. Ellen DeGeneres
4. Lily Tomlin
5. Betty White
6. Whoopi Goldberg
7. Sarah Silverman
8. Wanda Sykes
9. Roseanne Barr
10. Phyllis Diller
11. Tina Fey
12. Aisha Tyler
13. Chelsea Handler
14. Tracey Ullman
15. Gilda Radner
16. Kathy Griffin
17. Jane Lynch
18. Mo'Nique
19. Whitney Cummings
20. Tig Notaro

So let's have some fun and write an email in the voice of Chelsea Handler! Here's the prompt I put into ChatGPT:

Write an email to my database of women telling them that they need to sign up for my club called the AI Experts Club at www.aiexpertsclub.com and write it in the style and tone of comedian Chelsea Handler! This email is from me and signed by me, Alicia Lyttle.

And here's the result:

Subject: New Club Alert! Exclusive to the Smart and Chic Ladies Only!



Hey there, fabulous divas!

Alicia here, your favorite tech whiz. I hope you've been ruling the world one code at a time, or at least been tormenting Siri or Alexa, if nothing else. I've been up to something, and it's finally time to let the cat out of the bag. 🐱

Let me cut right to the chase (you know me, I've always had the subtlety of a chainsaw). I've started a club. It's called the "AI Experts Club" and it's the first of its kind, dedicated to all the women who've been called 'geeks' and worn that title like a badge of honor! So, forget your usual 'book clubs' and 'knitting circles', because let me tell you - this is where the real fun is at.

Now, I hear you saying "Alicia, another club? Aren't you in enough already?" To which I reply, "Darlings, there's never enough when it comes to learning and growing...and making sure we're at the top of the tech game while looking downright fabulous!" 🙌💻

And honestly, aren't you tired of those plain old AI meetups with their stale coffee and yawn-inducing presentations? Well, the AI Experts Club is everything but that! Here, we laugh, we learn, and we let our geek

flags fly high! Plus, there's a good chance we'll figure out how to get Siri to finally understand what we're saying without repeating it thrice.

So, come one, come all! Log onto www.aiexpertsclub.com and hit that sign-up button like you'd hit the snooze button on a Monday morning. Or Tuesday. Or every other day of the week, for that matter. 😜

Let's get together and make our mark on the tech world one AI algorithm at a time, ladies! Who knows, we might even end up building the first robot comedian! Heaven knows, some of the ones on Netflix could do with a little competition.

Remember, as the great and humble Chelsea Handler once said, "Laugh loudly, laugh often, and most importantly, laugh at yourself." And let's add to that, 'while taking over the tech world'.

Looking forward to seeing all your brilliant, laughing faces at the AI Experts Club!

Be bold, be brave, be you.

Peace, love, and algorithms,

Alicia Lyttle

-end-

Hahaha! Ok, I love it. That was so easy! You'll notice that at the end of the prompt, I tell Chatty that the email is from me and signed by me. Oftentimes, it will make it "from" the person you tell it to write in the style of if you don't put in those instructions.

Here's a list of amazing male comedians ChatGPT can write in the voice of

1. Richard Pryor

2. George Carlin
3. Jerry Seinfeld
4. Bill Cosby
5. Bob Hope
6. Steve Martin
7. Eddie Murphy
8. Robin Williams
9. Jim Carrey
10. Louis C.K.
11. Chris Rock
12. Jon Stewart
13. Trevor Noah
14. Kevin Hart
15. Dave Chappelle
16. Larry David
17. Tim Allen
18. Conan O'Brien
19. John Cleese
20. Adam Sandler

So let's write an email in the voice of a comedian!

PROMPT:

Write a 3-part email series for an upcoming summit called the Amazing AI Summit. It's on July 15th, and today is July 1st. Indicate what day we should send out which email. It's online at www.Website.com. The emails should come from me, the event host, Alicia Lyttle. In the P.S., be very

persuasive and use the fear of losing out. Do not include anything about him in the email, but write it in the voice of comedian Dave Chappelle.

Note: I added this in the prompt: "Do not include anything about him in the email" because sometimes ChatGPT will include the comedian in writing, either by incorporating them into the story, email, etc., or by saying that the email is from them.

RESULT:

Email 1 (Send on July 1st):

Subject: You and Me, Let's Dive into the World of AI!

Hey now,

This is Alicia Lyttle talking. So, you ever been to a summit about Artificial Intelligence? Kinda like sitting in a lecture about the history of watching paint dry, right? Well, guess what... NOT THIS TIME!

The Amazing AI Summit is coming up on July 15th, and let me tell you, it's going to be anything but boring. Visit www.Website.com to reserve your seat.

P.S. Ever have one of those moments where you missed out on something great and can't get it back? Don't let this be one of those moments. Get your ticket before they're gone!

Peace,

Alicia Lyttle

Email 2 (Send on July 8th):

Subject: Let's Talk AI – But Not in the Way You're Thinking

Hello again,

Look, I know we've all been to those snoozefest seminars. But when I say we're talking AI on July 15th, I mean we're REALLY talking. We're flipping the script, shaking things up, and making AI a conversation we can all enjoy.

So, what are you waiting for? Head to www.Website.com and secure your spot.

P.S. Remember when you had that chance to do something amazing and you didn't? Yeah, don't do that again. Reserve your spot now. You'll thank me later.

Yours,

Alicia Lyttle

Email 3 (Send on July 14th):

Subject: The AI Event of the Century Is Almost Here!

What's up,

You remember that Amazing AI Summit I mentioned? Yeah, the one that's more exciting than a cup of coffee and a good laugh in the morning. Well, it's happening TOMORROW.

There's still a little bit of time left for you to be a part of this extraordinary event. Go to www.Website.com to grab your ticket.

P.S. You know that feeling when you're the last one to hear about something great? Like, everyone else is in on it, but you missed out? Yeah, that feeling stinks. Don't let that happen this time. Secure your ticket now!

Catch you there,

Alicia Lyttle

-end-

Now, let's look at some business icons. ChatGPT can write in the style of or in "as" that Icon:

Name	Title
Jeff Bezos	CEO of Amazon
Mark Zuckerberg	CEO of Facebook
Jack Ma	Co-founder of Alibaba Group
Richard Branson	Founder of Virgin Group
Steve Jobs	Co-founder and former CEO of Apple
Barack Obama	44th President of the United States
Elon Musk	CEO of Tesla, Inc. and SpaceX

Larry Page	Co-founder of Google
Sergey Brin	Co-founder of Google
Travis Kalanick	Co-founder of Uber
Pierre Omidyar	Founder of eBay
Jan Koum	Co-founder of WhatsApp
Brian Chesky	Co-founder of Airbnb
Nathan Blecharczyk	Co-founder of Airbnb
Joe Gebbia	Co-founder of Airbnb
Satya Nadella	CEO of Microsoft
Tim Cook	CEO of Apple
Sheryl Sandberg	COO of Facebook
Arianna Huffington	Co-founder of Huffington Post
Oprah Winfrey	Entrepreneur and Media Mogul

Prompt:

Act as the speech writer for Barack Obama and write a speech for a high-school graduating class. Of the class, 100% of the students are accepted into colleges. 10% are going to Ivy League Schools. 20% received athletic scholarships. 42% received some type of academic scholarship. The school's name is Get High School and is located in Orlando, Florida. My name is Greg Moore, and I am the graduation speaker. I used to play professional football. I received an athletic scholarship myself to the University of Tennessee.

Make sure the speech has deep meaning, as Barack would have a deeply meaningful speech with stories in it, but do not include Barack in any of the speeches as he is not giving the speech.

RESULT:

Ladies and gentlemen, honored guests, faculty members, and the extraordinary graduating class of Get High School,

Today, we stand at the precipice of a new chapter in our lives, where the familiar hallways and classrooms of Get High School are left behind, and the boundless opportunities of the future lie before us. It is a moment of reflection, celebration, and anticipation as we acknowledge the remarkable achievements of this graduating class.

I want to begin by acknowledging the remarkable statistics defining this class's collective success. It is with immense pride that we celebrate the fact that each and every one of you has been accepted into college—a testament to your unwavering dedication, relentless pursuit of knowledge, and the support of your families and educators. You have earned this remarkable achievement, and I want to commend each and every one of you for your hard work and perseverance.

Among this class, we have an exceptional group of students who have been offered admission to Ivy League schools. To those who have

received this honor, I want you to know that this achievement reflects your intellectual curiosity, your tireless pursuit of excellence, and the countless hours spent expanding your minds. You have proven that hard work and intellectual fortitude can open doors to the most prestigious institutions in the world. Embrace this opportunity with humility, knowing that the path you have chosen carries a responsibility to make the most of the privilege you have been granted.

Those among you who have been awarded athletic scholarships are equally worthy of celebration. I stand before you as a testament to the transformative power of sports, having been granted an athletic scholarship that allowed me to pursue my passion and carve a path to success. To the 20% of you who have received athletic scholarships, I want you to understand that this achievement goes beyond the field or the court. It is a testament to your discipline, teamwork, and lessons learned through pursuing physical excellence. Carry these qualities forward into your collegiate careers and beyond, for they will serve you well in all aspects of life.

Additionally, with great pride, I recognize the 42% of you who have earned academic scholarships. Your unwavering commitment to learning, intellectual curiosity, and drive for success have not gone unnoticed. Your scholarships are a testament to your dedication to academic excellence, and they open doors to even greater opportunities for personal and professional growth. Embrace this recognition and continue to challenge yourselves as you embark on the next phase of your educational journey.

I stand before you today as a testament to the transformative power of scholarships. Like many of you, I was fortunate enough to receive an athletic scholarship that changed the trajectory of my life. I was given an opportunity to pursue my dreams, both on the field and in the classroom. I am here today because someone believed in me and invested in my future. And that is precisely why scholarships are so much more than just financial aid. They are beacons of hope, change catalysts, and opportunity gateways.

But let us not forget that scholarships are not the sole measure of our worth. They are not the sole indicators of our potential. Each and every one of you possesses unique talents, passions, and dreams that extend far beyond any scholarship. You are not defined by the accolades you have received, but rather by the values you hold dear and the impact you make on the world around you.

As you leave the halls of Get High School and embark on your individual paths, I urge you to carry the spirit of curiosity, compassion, and resilience that has shaped your time here. Recognize that your education extends far beyond the classroom walls, that it is a lifelong pursuit of knowledge, understanding, and personal growth. Seek out diverse perspectives, challenge assumptions, and embrace the discomfort that comes with growth.

Remember that education is not merely a means to an end, but a powerful tool for change. We live in a world that is yearning for leaders who are willing to tackle the complex issues of our time, who will question the status quo, and who will work tirelessly to create a more just and equitable society. Each and every one of you has the potential to be that leader.

As you venture into the unknown, never forget the importance of community and connection. Cherish the relationships you have forged during your time at Get High School, for they are the bonds that will sustain you in times of challenge and celebrate your triumphs. Remember to uplift one another, to lend a helping hand to those in need, and to embrace the diversity that enriches our society. It is through collaboration and understanding that we can truly make a difference in the world.

As you go forth from this day, remember that your story is yet to be written. Each one of you has the power to shape your own destiny, to overcome adversity, and to leave an indelible mark on the world. It is not

where you start that matters, but the journey you undertake and the impact you have along the way.

Congratulations, graduates of Get High School. Your accomplishments have set you on a path to greatness. Embrace the challenges that lie ahead, for they are opportunities in disguise. Take with you the lessons of compassion, empathy, and intellectual curiosity that you have cultivated during your time here. And may your futures be filled with purpose, fulfillment, and a deep commitment to making our world a better place for all.

Thank you, and may you find success and happiness in all your endeavors.

-end-

Ok, well I could have never come close to writing anything that eloquent! Notice how I gave Chatty as much information on the students as possible in the prompt. Remember, "Garbage in, Garbage out!" If you aren't getting the desired results, ask yourself if you gave ChatGPT the information it needed.

Now let's look at some amazing copywriters that ChatGPT can emulate and write as that person:

1. Eugene Schwartz
2. David Ogilvy
3. Robert Collier
4. John Caples
5. Dan Kennedy
6. Joe Sugarman

7. Jay Abraham
8. Perry Marshall
9. Gene Schwartz
10. Ben Settle
11. Bob Bly
12. Brian Kurtz
13. Michael Masterson
14. copyblogger
15. Bill Glazer
16. Jordan Belfort
17. Dan Harmon
18. Nick Usborne
19. Gary Halbert
20. Claude Hopkins

And now let's look at the top marketing experts that ChatGPT knows and can write your marketing in their style!

1. Seth Godin
2. Gary Vaynerchuk
3. Neil Patel
4. Ryan Deiss
5. Jay Baer
6. Joe Pulizzi
7. Rand Fishkin

8. Ann Handley
9. AJ Harmon
10. David Ogilvy
11. Marie Forleo
12. Dan Kennedy
13. Joanna Wiebe
14. Molly Pittman
15. Peep Laja
16. Marcus Sheridan
17. Eric Siu
18. Derek Halpern
19. Mike Fishbein
20. Brett Wilson

This is one of my favorite voice categories, motivational speakers! ChatGPT can write amazing pieces in the style and tone of these marketing experts:

1. Tony Robbins
2. Zig Ziglar
3. Eric Thomas
4. Brian Tracy
5. Jack Canfield
6. John C. Maxwell
7. Brendon Burchard
8. Robin Sharma

9. Gary Vaynerchuk
10. Grant Cardone
11. Lisa Nichols
12. Simon Sinek
13. Bob Proctor
14. Joel Osteen
15. T.D. Jakes
16. Les Brown
17. Stedman Graham
18. Suze Orman
19. Jim Rohn
20. Oprah Winfrey

Now, let's write a motivational speech in the style of Les Brown.

In the prompt, I will include this sentence at the end because sometimes ChatGPT incorporates the person it's writing in the style of, in the form of quotes, etc. Here's that sentence: *Do not reference Les Brown in the speech.*

Here is the prompt:

Write a motivational speech about jumping on the wave of AI and how there's never been a better time in history to start or build a business or advance your career than now because of the advances in AI. The speech should be written in the style, tone, and voice of the world-famous motivational speaker Les Brown, but from me, Alicia Lyttle. Do not include any references to Les Brown in the speech.

Ladies and Gentlemen,

I stand before you today not merely as Alicia Lyttle, but as a herald of an era that presents extraordinary opportunities like never before. We are on the threshold of a revolution, a seismic shift in how we perceive the world and our place in it. This revolution, my friends, is Artificial Intelligence, commonly known as AI.

Imagine a wave, a powerful, unstoppable wave, surging towards us. This wave, the wave of AI, holds within it a vast ocean of possibilities. It's not just about technology; it's about a paradigm shift, opening doors to worlds we've only dreamed of.

My friends, the question is not whether this wave is coming. It is already here. The real question is: are you ready to ride this wave? Are you prepared to seize this moment and catapult your life towards unprecedented success?

Now, some of you might be thinking, "Can I really do this? Can I embrace this AI wave and let it take me towards the future?" I'm here to tell you that not only can you do this, but it is your time to do so! You are equipped with every resource, every skill, and every bit of potential you need to carve out your niche in this AI revolution.

This era of AI is not just about technology; it's about realizing your dreams. Whether you're an aspiring entrepreneur, a career-oriented professional, or a visionary leader, there's no fertile ground than the field of AI. It's a realm of opportunity just waiting for you to stake your claim.

Don't let this wave pass you by. Don't be a spectator to the revolution. Be a part of it! The power to shape your destiny lies within you. The power to rise above your circumstances and make a difference is within your reach.

If you have a dream, if you have a vision, now is the time to act. Don't let fear hold you back. Don't let the unknown deter you. Remember, the road to success is always under construction. It's up to you to build that

road, one step at a time. And every step you take towards embracing AI is a step towards achieving your dreams.

AI is not just the future; it's the present. It's here, and it's transforming the world as we know it. So, my friends, let's seize this moment. Let's jump on this AI wave and ride it towards a future filled with opportunities, achievements, and triumphs.

Remember, the key to your success lies within you. So, let's embrace the AI revolution, conquer our fears, and reach for the stars. The time is now, and the future is ours for the taking.

Thank you.

Alicia Lyttle

-end-

See why I love ChatGPT!

Ok, let us keep going with our lists!

Top Sales Professionals:

1. Jordan Belfort
2. Grant Cardone
3. Zig Ziglar
4. Brian Tracy
5. Tom Hopkins
6. Dan Kennedy
7. Tony Robbins

8. Jeffrey Gitomer
9. Dale Carnegie
10. Gary Vaynerchuk
11. Neil Rackham
12. Mark Hunter
13. Jeffrey Fox
14. Jill Konrath
15. Brent Adamson
16. Spencer Johnson
17. Ben Shapiro
18. Dave Lorenzo
19. Bob Burg
20. Mike Weinberg

Because my fiance and best friend, Greg Moore, brought me into the real estate investing space, I need to create a cold calling script. Greg can call anyone and doesn't need a script; he's done over 200 deals, but me...I need some help. So, let's have some fun with Grant Cardone! Years and years ago, I watched one of his YouTube videos on cold calling, which was amazing. So, let's have "him" create a cold-calling script!

Here's the prompt:

Write a cold calling phone script for me to call a homeowner whose house is in distress. I am a real estate investor, and I can offer them some solutions to get out of their situation without ruining their credit in foreclosure, etc. The script should be written in the style, tone, and voice of Grant Cardone, but from me, Alicia Lyttle.

Do not include any references to Grant Cardone in the script.

Here's the result:

(phone rings, homeowner picks up)

Homeowner: Hello?

Alicia: Hey there, this is Alicia Lyttle. I hope I caught you at a good time?

Homeowner: Yes, how can I assist you?

Alicia: I'm a real estate investor in your area and noticed that you might be facing some difficulties with your property. I understand this can be a challenging time and my intention is to offer some viable solutions that could help you out. Does that sound good?

Homeowner: Sure, I'm listening.

Alicia: Perfect, thank you for your time. I've helped many homeowners navigate their way through tough times, and I believe I could provide options that can help you preserve your credit score while alleviating the distress you might be experiencing right now.

Homeowner: But how can you help me?

Alicia: Well, one option we could explore is a quick, cash purchase of your property, eliminating the need for traditional financing and cutting down the time to close. I know that timing is crucial in situations like this and my aim is to act as quickly as possible to give you financial relief.

Homeowner: I'm not sure...

Alicia: I understand your hesitation, and it's okay to feel uncertain. This is your home we're talking about. But let me reassure you, my goal isn't just to buy properties. It's to provide solutions that are tailored to the

homeowner's unique situation, to turn what might seem like a no-way-out scenario into a win-win solution for both of us.

Homeowner: What's the next step then?

Alicia: The next step is simple. I'd love to meet with you in person or have a more in-depth call, where we can discuss your situation, your needs, and how we can find a solution that works best for you. How does that sound?

Homeowner: Sounds reasonable.

Alicia: Great, let's schedule that call or meeting then. Remember, you're not alone in this. Together, we can find the best path forward.

(Continue with setting up a further meeting or call.)

-end-

OMG, yes! I'm about to put together a package for my real estate students that has a bunch of amazing scripts in it! See how easy it is to create content!

Ok, let's look at email marketing writers now.

Top email marketing writers

1. Ben Settle
2. Joanna Wiebe
3. Brian Dean
4. Ann Handley
5. Neil Patel
6. Ramit Sethi
7. Dave Ramsey

8. Tim Ferriss
9. Andre Chaperon
10. Ryan Deiss
11. Derek Halpern
12. Maria Konnikova
13. Michael Hyatt
14. Jason Capital
15. Frank Kern
16. Karen Talavera

Now, let's stop here and write an email in the style and tone of Frank Kern! Back in 2003, Frank Kern wrote a sales page for my sister's website. He graciously gave her so much advice, and she never forgot it. So we love Frank!



Write a welcome email for a 3 part email series for a challenge that starts in 5 days in the style and tone of Frank Kern. My name is Alicia Lyttle

Subject: Get Ready for the Ultimate Challenge!

Hello [Name],

My name is Alicia Lyttle, and I'm thrilled to be welcoming you to our upcoming 3-part email series!

In just 5 days, we're kicking off a challenge that's guaranteed to help you achieve your goals and unlock your full potential.

Now, I know you're probably thinking, "Another challenge? What makes this one different?"

Here's the thing – this challenge is designed to be different. It's a combination of tried and true methods, along with a few secrets I've learned over the years that will give you a distinct advantage.

By the time you finish this 3-part email series, you'll have a roadmap to success that you can start implementing right away.

So, are you ready to join me on this journey?

You're about to embark on a 5-day challenge that's going to change the way you think about success, and I can't wait to see what you'll achieve.


Stay tuned for the first email, which will be hitting your inbox in just a few days!

Best,

Alicia Lyttle

Ok, not bad, now remember the more information you feed ChatGPT the better the results so let's take another shot at this:



Write a welcome email for a 3 part email series for a challenge that starts in 5 days in the style and tone of Frank Kern. My name is Alicia Lyttle. The name of the challenge is Passion To Profits in 5 Days. It starts on July 5th, 2023 

Subject: Get Ready to Turn Your Passion into Profits in Just 5 Days!

Hey there [Name],

I hope this email finds you well. My name is Alicia Lyttle, and I'm so excited to welcome you to our upcoming "Passion to Profits in 5 Days" challenge!

Starting on July 5th, 2023, you're going to embark on a journey that will change your life forever. This challenge is designed to help you turn your passions into a profitable and sustainable business, in just 5 short days.

Over the next few days, you'll be receiving daily emails from me that will walk you through each step of the challenge. Each email will include actionable tips and strategies that will help you get closer to turning your passions into profits.

So, here's what you need to do to get ready for the challenge:

1. Clear your calendar for the next 5 days. This challenge is going to require your full attention, and you won't want to miss a single email.
2. Get a notebook and pen, or open a blank document on your computer. You'll want to take notes and jot down ideas as you go through the challenge.
3. Tell your friends and family about the challenge. Having accountability partners will help keep you motivated and on track. Plus, you might just inspire someone else to turn their passions into profits too!

I can't wait to start this journey with you! Just 5 short days from now, you'll be on your way to turning your passions into profits.

See you on July 5th!

Best,

Alicia Lyttle

-end-

Chapter 4:

Navigating the World of AI Content Detectors

AI content detectors are tools designed to identify content that AI has generated. These tools are becoming increasingly relevant to bloggers and content creators for a few key reasons.

Firstly, with the rise of AI content generation tools, there is a growing concern about the authenticity and originality of content online. AI content detectors can help distinguish between human-written content and AI-generated content, which can be crucial for maintaining credibility and trust with your audience.

Secondly, some search engines and content platforms have started using similar technology to detect and potentially penalize AI-generated content. This is because AI-generated content, while improving, can sometimes lack the nuance, context understanding, and creativity from a human writer. This is where the value of human optimization comes in. By taking AI-generated content and refining it - cutting out the fluff, fact-checking, and adding personal touches - you can create content that benefits from the efficiency of AI while retaining a human touch.

Here are the steps I use to create a simple blog post with ChatGPT and then ensure it passes the AI content detection and plagiarism tools!

Pre-Work: (*If you don't know your topic or keywords*)

If you aren't sure what you want to write about, ask Chatty to help you. ChatGPT can help you with ideas, help you to hash out your ideas further, etc. Follow these series of prompts to help you get the information you want.

Prompt:

I would like to write a blog post about [Your topic here, add as much detail as you can]. Give me ten ideas on blog post topics.

Prompt:

I like this one [The topic you choose from the list goes here]. Please give me SEO keywords that would be the best for this blog post.

Prompt:

Which are the top 3 SEO keywords?

Prompt:

Which is the top SEO keyword?

Prompt:

Give me 10 long-tail keywords.

Prompt:

Which are the top 3?

Prompt:

Which is the top keyword?

Step 1:

Write a blog post about [give as many details as possible]. Use the top keyword and the top long-tail keyword. Use clear and simple language, even when explaining complex matters. Lean toward short sentences. Don't use jargon or acronyms. Use natural language and phrases that a real person would use in normal conversations. Ensure the content passes AI detectors that forecast word strings and text created by ChatGPT.

Step 2:

Use <https://contentatscale.ai/ai-content-detector/> to detect AI Content. If it doesn't pass the content detector, use the prompt in Step 3.

Step 3:

Use this prompt if the AI Content detector says the blog post is "likely AI."

Prompt:

The AI detector said this is highly likely to be AI content. Rewrite it to pass AI content detectors.

Step 4:

Put the blog post into <https://contentatscale.ai/ai-content-detector/> to detect AI Content.

Step 5:

Put the content into [Grammarly](#). Use the plagiarism detector. Then on the top right in grammarly, set the Goals as follows:



Set goals

Get tailored writing suggestions based on your goals and audience.

Domain

- Academic
- Business
- General
- Email
- Casual
- Creative

General (default): Applies most rules and conventions with medium strictness.

Intent

- Inform
- Describe
- Convince
- Tell A Story

Experimental. What are you trying to do? This helps us build new suggestions and won't affect your feedback today.

Audience

- General
- Knowledgeable
- Expert

Knowledgeable (default): Requires focus to read and understand.

Formality

- Informal
- Neutral
- Formal

Neutral (default): Restricts slang but allows standard casual expressions.

Step 6:

Put the content back into <https://contentatscale.ai/ai-content-detector/> to detect AI Content. This is what the AI detector should say now!



Bam!

Good job! This process helps me to make sure my content passes as likely to be human while it also contains great keywords.

Another tip is that you want to be as unique as possible in your content, so add your stories and experiences, and chatGPT can intertwine them into the content it's writing.

Feeding Inspiration to ChatGPT

Now, let's use something as inspiration and have Chatty rewrite it for us.

So, the first thing I would do is give ChatGPT this....

PROMPT:

I would like for you to rewrite this sales letter written by John Caples for my event. What do you need from me in order to rewrite it for me? Here's the sales letter:

They All Laughed When I Sat Down At The Piano ... But When I Started To Play!

"Can he really play?" a girl whispered. "Heavens no!" Arthur exclaimed. "He never played a note in his life."

Arthur had just played "The Rosary". The room rang with applause. I decided that this would be a dramatic moment for me to make my debut. To the amazement of all my friends, I strode confidently over to the piano and sat down.

"Jack is up to his old tricks," somebody chuckled. The crowd laughed. They were certain I couldn't play a single note.

"Can he really play?" I heard a girl whisper to Arthur.

"Heavens, no!" Arthur exclaimed. "He never played a note in all his life... But just you watch him. This is going to be good."

I decided to make the most of the situation. With mock dignity, I drew out a silk handkerchief and lightly dusted off the piano keys. Then I rose and gave the revolving piano stool a quarter of a turn, just as I had seen an imitator of Paderewski do in a vaudeville sketch.

"What do you think of his execution?" called a voice from the rear.

"We're in favor of it!" came back the answer, and the crowd rocked with laughter.

Then I Started To Play

Instantly, a tense silence fell on the guests. The laughter died on their lips as if by magic. I played through the first few bars of Beethoven's immortal Moonlight Sonata. I heard gasps of amazement. My friends sat breathless – spellbound!

I played on and as I played I forgot the people around me. I forgot the hour, the place, the breathless listeners. The little world I lived in seemed to fade – seemed to grow dim – unreal. Only the music was real. Only the music and visions it brought me. Visions as beautiful and as changing as the windblown clouds and drifting moonlight that long ago inspired the master composer. It seemed as if the master musician was speaking to me – speaking through the medium of music — not in words but chords. Not in sentences but in exquisite melodies!

A Complete Triumph!

As the last notes of the Moonlight Sonata died away, the room resounded with a sudden roar of applause. I found myself surrounded by excited faces. How my friends carried on! Men shook my hand –wildly congratulated me – pounded me on the back in their enthusiasm! Everybody was exclaiming with delight – plying me with rapid questions... "Jack! Why didn't you tell us you could play like that?" ... "Where did you learn?" – "How long have you studied?" – "Who was your teacher?"

"I have never ever seen my teacher," I replied. "And just a short while ago I couldn't play a note."

"Quit your kidding," laughed Arthur, himself an accomplished pianist. "You've been studying for years I can tell."

"I have been studying only for a short while," I insisted. "I decided to keep it a secret so that I can surprise all you folks."

Then I told them the whole story.

"Have you ever heard of the U.S. School of Music?" I asked.

A few of my friends nodded. "That's a correspondence school isn't it?" they exclaimed.

"Exactly," I replied. "They have a new simplified method that can teach you to play any instrument my mail in just a few months. "

How I Learned to Play Without a Teacher

And then I explained for years how I longed to play the piano.

"A few months ago," I continued, "I saw an interesting ad for the U.S. School of Music – a new method of learning to play which only costs a few cents a day! The ad told how a woman had mastered the piano in her spare time at home – and without a teacher! Best of all, the wonderful new method she used, required no laborious scales – no heartless exercises – no tiresome practicing. It sounded so convincing that I filled out the coupon requesting the Free Demonstration Lesson.

The free book arrived promptly and I started in that very night to study the Demonstration Lesson. I was amazed to see how easy it was to play this new way. Then I sent for the course.

"When the course arrived I found it was just as the ad said – as easy as ABC. And, as the lessons continued they got easier and easier. Before I knew it I was playing all the pieces I liked best. Nothing stopped me. I could play ballads or classical numbers or jazz, all with equal ease! And I never did have any special talent for music!"

Play Any Instrument

You too, can now teach yourself to be an accomplished musician – right at home – in half the usual time. You can't go wrong with this simple new method which has already shown 350,000 people how to play their favorite instruments. Forget the old fashioned idea that you need special

“talent”. Just read the list of instruments in the panel, decide which one you want to play, and the U.S. school will do the rest. And bear in mind no matter which instrument you choose, the cost in each case will be the same – just a few cents a day. No matter whether you are a mere beginner or already a good performer, you will be interested in learning this new and wonderful method.

Send for Our Free Booklet and Demonstration Lesson

Thousands of successful students never dreamed they possessed musical ability until it was revealed to them by a remarkable “Musical Ability Test” which we send entirely without cost with our interesting free booklet. If you are earnest about wanting to play your favorite instrument – if you really want to gain happiness and increase your popularity – send at once for the free booklet and Demonstration Lesson. No cost – no obligation. Right now we are making a Special Offer for a limited number of students. Sign and send the convenient coupon now – before it’s too late to gain the special benefits of this offer. Instruments supplied when needed, cash or credit. U.S. School of Music, 1031 Brunswick Bldg, New York City

-end-

Here’s what ChatGPT replied to me:

Before re-writing the sales letter, I need some key details about your event:

1. What is the event about?
2. What is the specific product or service you are promoting through this event?
3. Who is the target audience for this event?
4. What is the desired action you want the reader to take after reading the letter?

5. Do you have a specific style or tone you want me to follow?
6. Is there any specific information or details you want to include or exclude from the original letter?

Once I have these details, I can better tailor the re-written sales letter to your specific needs and the specifics of your event.

—end—

Now, this is excellent! This will give us the best result.

So I gave ChatGPT everything it asked for, and then here's the resulting sales letter!

RESULT:

Everyone Snickered When I Logged In for the Virtual Summit... But When I Began to Share My Knowledge!

"Can she really create a course with AI?" an entrepreneur asked. "Not a chance!" interjected a participant, "She's probably never done this before."

The speaker before me had just shared their insights on self-publishing. The virtual room buzzed with claps and appreciation. Seizing the moment, I decided to make my debut as the next presenter. I logged into the virtual podium.

"Looks like she's not going to be able to do this," an onlooker remarked in the zoom chat. Laughter echoed in the chat with "lol's". They thought I had no idea about creating a course with AI.

"Can she really do it?" I saw it was typed in the chat.

"No way!" someone retorted, "But just watch. This is going to be entertaining."

I decided to use the situation to my advantage. With a touch of playful seriousness, I cleared my throat and adjusted my webcam.

"What's your take on her execution?" was typed into the chat.

"We're all for it!" was the response, causing another round of laughter.

Then I Began to Share My Knowledge

Suddenly, the audience in the chat went quiet. Their laughter in the form of "lol's" halted as if by magic. I began sharing the initial steps of creating an impactful online course. The crowd was taken aback. The zoom attendees sat in silence - absolutely riveted!

As I continued, I forgot about the people watching me. I forgot the hour, the place, the virtual spectators. The knowledge I was imparting felt more tangible than ever. Only the wisdom was real. Only the visions of empowering others with my knowledge felt true.

A Total Success!

As I finished my presentation, the virtual room burst into applause in the chat. I found myself inundated with congratulatory messages. The zoom attendees were overjoyed – plying me with questions... "Why didn't you tell us you could create such impactful courses?" ... "Where did you learn?" – "How long have you been at it?" – "Who was your mentor?"

"Alicia Lyttle is my mentor," I replied. "And just a few months ago, I hadn't even heard of ChatGPT."

"You must be kidding," said someone in the chat, an accomplished course creator themselves. "You've been learning for years, I can tell."

"I've been using ChatGPT for a short while," I maintained. "I chose to keep it a secret to surprise all of you."

Then I Told Them the Whole Story.

"Have you ever heard of the AI Course Creation Summit?" I inquired.

A few of the Zoom attendees said yes in the chat. "That's a virtual event, isn't it?" someone asked.

"Indeed," I confirmed. "Alicia Lyttle and her sister Lorette have a simplified method that can teach you to create and launch your courses leveraging AI tools in a matter of days."

How I Learned to Create Courses Using AI

I then explained how I had longed to create my own course.

"A few months ago," I continued, "I came across an enticing ad for the AI Course Creation Summit – a new strategy of learning to create courses that only costs a fraction of the usual price! The ad narrated the story of an entrepreneur who mastered course creation from the comfort of their home with Alicia Lyttle as their mentor! The method they used required no complex tools – no tiresome content creation – no extensive marketing efforts. The proposition was so convincing that I promptly registered for the free summit."

"The summit happened virtually, and I attended the insightful sessions that day. It was astonishing to see how simple it was to create courses this new way. Then I applied the knowledge."

"When I started implementing what I learned, I found it was just as the ad promised – as simple as ABC. As I progressed, it became more enjoyable - like a game, really. And so effective."

The audience was in awe, hanging on to my every word.

"AI, it turns out, is a great partner in creating courses. It's like having a team of experts who are available 24/7, helping you create, refine, and

market your course to the right audience. And it's not just about the course content – it's about setting up a comprehensive learning journey for your students."

I shared how the AI tools helped me in brainstorming ideas, structuring content, designing attractive course modules, and automating the marketing process, just as Alicia Lyttle had taught me.

"The AI Course Creation Summit opened my eyes to a whole new world. A world where creating a course doesn't require months of preparation, a large team, or complex tools."

"What surprised me the most," I continued, "was the support I received throughout the process. Anytime I had a question, there was someone – or rather, an AI tool– available to help. The community of other course creators that I connected with on zoom during the summit was also incredibly supportive."

"And that's the beauty of it all. The AI Course Creation Summit isn't just about the tools. It's about a community of creators supporting each other, sharing their knowledge, and cheering on each other's success."

As I finished my story, the virtual room erupted into applause once again. I could see the amazed expressions on their faces.

"I encourage each of you to register for the next AI Course Creation Summit," I said, directing them to the website www.aicoursecreationsummit.com. "Not only will it equip you with the skills and tools to create your own course, but it will also introduce you to a community of like-minded creators who are eager to support your journey."

Later that evening, I received numerous messages thanking me for sharing my story and for introducing them to the AI Course Creation Summit.

Today, not only am I an accomplished course creator, but I've also inspired others to embark on their own course creation journey. And it all started with a seemingly inconsequential virtual summit.

Never underestimate the power of knowledge, and the platforms that enable us to share it. You never know who you might inspire.

The Power of AI in Course Creation

We live in an era of rapid technological advancement, where tools like AI have redefined possibilities. Imagine being able to create your courses in days, not months. That's the transformative power AI brings to the table.

It's not about erasing the human element but rather enhancing it. The AI doesn't create your course; you create it together! It just takes the laborious tasks out of the way so you can focus on what you do best: sharing your knowledge, insights, and experience with the world.

AI can help you structure your course, brainstorm fresh ideas, generate engaging content, and automate your marketing process, providing a unique, streamlined approach to course creation.

Join Us For The AI Course Creation Summit

The AI Course Creation Summit is not just an event - it's a game changer. Regardless of your experience level in course creation, this summit will provide you with invaluable tools and strategies to catapult your course creation process to the next level.

The summit is carefully designed to cater to beginners and seasoned course creators. You'll walk away with cutting-edge strategies, insights into the latest AI tools, and a network of like-minded entrepreneurs ready to embark on their course creation journey alongside you.

And if you can't attend the live event, don't worry - we've got you covered. All VIPs will have access to a replay of the summit.

A Step Into The Future

AI is more than a tool - it's the future of course creation. The AI Course Creation Summit allows you to step into that future and transform your entrepreneurial dreams into reality.

This is your moment. Seize it. Register now at www.aicoursecreationsummit.com for the AI Course Creation Summit and start your journey towards effortless, AI-powered course creation.

Remember, the summit goes live on Friday, June 16. Sign up today and take the first step towards creating your successful digital course using the power of AI. Don't wait, secure your spot now - the future awaits!

—end—.

This is so exquisite; it's moved me to tears! Indeed, I had to finesse it slightly, but it's precisely what I envisioned.

Astonishing, isn't it?

So, here's an invaluable nugget of wisdom for you - You can indeed guide ChatGPT to emulate a specific style or structure, but remember, providing it with the content you wish to have modeled is crucial. Don't shy away from inquiring about the information it requires from you to perfect the modeling process. And there you have it, mind blowing!



Chapter 5:

ChatGPT...The Journey Continues

As we wrap up our deep dive into the wonderful world of ChatGPT, let's take a moment to appreciate the big picture.

The most striking aspect of ChatGPT? It never stops growing! It's always on the move, absorbing the latest in AI and forever pushing its boundaries.

In this fast-paced arena, the rule of the game is simple: Keep up or miss out. Staying updated on the latest changes in ChatGPT is not just a good idea; it's a must-do! Every update, every new feature, every tweak to its training, each one holds the power to turn the tables in how we interact with this AI.

But let's not forget that knowledge is a moving AI target. Our understanding needs to be flexible, ready to adapt and expand. The insights about ChatGPT we've shared in this book are just the beginning. We could keep going, diving deeper, exploring further, and the story would never end because ChatGPT itself never stops evolving.

However, knowing when to hit the pause button is just as important. And that's what we're doing here. It's not the end, far from it. It's an open invitation to continue the journey beyond this book. I encourage you to

join our dynamic community at www.aiexpertsclub.com. It's a space where we dig deeper into AI, offering training sessions, thoughtful insights, and a platform for lively debates to keep the learning going.

AI Experts Club is all about nurturing a mindset of continuous learning. It's a hub for those who want to stay in the know, understand, adapt, and grow along with the AI landscape. Together, we unpack the latest in AI, translating them into practical knowledge you can use in your AI journey.

So here's the final thought: Your adventure with ChatGPT isn't a destination; it's a continual process. It's a journey sparked by curiosity, fueled by understanding, and driven by the ambition to unlock the potential of AI. The last chapter of this book is just the starting line of your unique journey with ChatGPT.

And with that, we come to the close of this book, but it's not a goodbye. It's an excited anticipation of the thrilling journey that awaits us. So let's dive into the future of AI together, taking on the challenges, reveling in the successes, and enjoying every moment of our ChatGPT journey.

See you on the other side, at the AI Experts Club! To the future of AI and beyond!

About the Author:

Alicia Lyttle

CEO & Co-Founder, Monetized Marketing LLC

Alicia Lyttle, also known as “The Queen of AI,” is a seasoned entrepreneur, AI enthusiast, and digital marketing expert with over 23 years of experience in the industry. Alicia has a diverse professional background, having previously held positions at esteemed organizations, including The White House, The United States Environmental Protection Agency (USEPA), and The City of New Orleans Mayor's Office. She later transitioned to the digital world, building a successful career as an entrepreneur, AI consultant, and digital marketing specialist.

As a well-respected speaker and trainer, Alicia has traveled internationally to places such as Singapore, Malaysia, China, Australia, the United Kingdom, New Zealand, South Africa, and Nigeria, sharing her knowledge and expertise on leveraging the Internet for business success. She is the Founder of Pow Social Media, a Digital Marketing Agency, and Monetized Marketing, a training and marketing company she runs with her sister Lorette. In addition to her digital marketing ventures, Alicia is a successful real estate investor and co-owner of Protected Equity LLC.

Alicia is a highly accomplished entrepreneur, having received numerous awards, including the MarCom Awards, the Ava Digital Awards, the Communicator Awards, The dotComm Awards, The Nation Builders Awards, Clickfunnels Two Comma Club Awards twice, and the prestigious

The Traffic Sales and Profits Circle of Seven Award. She is also a regular contributor to Public Broadcasting Television, hosting a weekly segment called "The Digital JamPreneur," where she teaches entrepreneurs how to build their online empires.

As a business owner and entrepreneur coach, Alicia is committed to helping other entrepreneurs succeed. She coaches individuals on leveraging the power of the internet and using AI (Artificial Intelligence) to grow and scale their businesses.

Website: www.alicialyttle.com

Social Media Links:

Facebook: <https://www.facebook.com/aliciarosettalyttle>

Facebook Business: <https://www.facebook.com/alicialyttlejamaica>

Instagram: <https://www.instagram.com/alicialyttle/>

LinkedIn: <https://www.linkedin.com/in/alicialyttle/>

TikTok: <https://www.tiktok.com/@alicialyttle>

YouTube: <https://youtube.com/alicialyttle>

Pinterest: www.pinterest.com/alicialyttle

FAQs:

1. What is ChatGPT?

- ChatGPT is a highly advanced AI model developed by OpenAI. It can understand and generate human-like text in response to various input types. I love it!

2. How does ChatGPT work?

- ChatGPT is built on a language model called GPT (Generative Pretrained Transformer), which is trained on a diverse range of internet text. The model takes in a series of words, predicts the next word, and so generates an output that is relevant to the context.

3. Is ChatGPT free to use?

- OpenAI has introduced a freemium model for ChatGPT. While it provides a free tier, subscription plans offer benefits like priority access, faster response times, and access to the latest features. As of the writing of this book, the plus membership is \$20/mo.

4. What languages can ChatGPT understand and generate?

- While ChatGPT is primarily trained on English data, it does have some capacity to understand and generate text in other languages. However, the accuracy and context correctness might

vary. From those I've asked, though, they said it's pretty good at translating or generating text in different languages.

5. Does ChatGPT make decisions or form opinions?

- ChatGPT doesn't form opinions or make decisions. It generates responses based on patterns it has learned from the data it was trained on, but it does not have consciousness or understanding of the text it produces.

6. How can I use ChatGPT in my business?

- ChatGPT can be used in numerous ways in a business context, including drafting emails, creating content for blogs or websites, crafting social media posts, providing customer support, and a never-ending list of other things. Check out my membership at www.aiexpertsclub.com to stay on top of the latest and greatest uses of ChatGPT and other ai tools.

7. Is ChatGPT safe to use?

- Yes, ChatGPT is safe to use. OpenAI has implemented safety measures to limit inappropriate and potentially harmful outputs. However, it's crucial to use it responsibly and understand its limitations.

8. Can ChatGPT replace human writers?

- While ChatGPT is a helpful tool for various writing tasks, it does not replace a human writer's creativity, nuanced understanding, and context awareness. It's a TOOL!

9. Do I need programming knowledge to use ChatGPT?

- Basic use of ChatGPT doesn't require programming skills. But you'll need some coding knowledge if you want to integrate it into an application or use its API. I do not have any, so I hire people that do what I need!

10. Can ChatGPT assist me in learning a new language?

- ChatGPT can aid in language learning by generating text in the language you're learning, but it's not specifically designed for this task. I've used it to help me learn some more Spanish; it did a fabulous job. Here's a prompt you should enter in ChatGPT, replace "spanish" with any language you want to learn. This will lead you down the right path. Here's the prompt: I would like to learn spanish. As a newbie, how can you help me learn spanish?

11. What distinguishes ChatGPT from other AI models?

- ChatGPT's ability to generate coherent, contextually accurate, and often creative text sets it apart from many other AI models.

12. How accurate is ChatGPT?

- ChatGPT generally provides accurate and contextually appropriate responses, but like any AI, its performance can vary based on the complexity of the prompt. It doesn't fact-check information, so users should verify its responses for accuracy.

13. Can ChatGPT help with homework or assignments?

- Yes, ChatGPT can assist with homework or assignments by providing information or helping draft answers. However, it should be used to aid learning, not to replace personal understanding or plagiarized content.

14. Can ChatGPT be used offline?

- No, ChatGPT operates in the cloud and requires an internet connection. The model is too large to be run on a personal device and needs server resources to function effectively.

15. What new features does the latest version of ChatGPT have?

- The new version of ChatGPT offers more refined and contextually accurate responses, quicker processing times, and often new features based on user feedback. For the most up-to-date features, please check the official OpenAI website.

16. Are there plugins available for ChatGPT?

- Yes, there are plugins available to use with ChatGPT. These can be integrated with various platforms for a more seamless user experience. However, the availability and functionality of plugins may vary, so it's recommended to check the latest information from the official OpenAI website.

17. What is your favorite prompt for getting natural human-like writing from ChatGPT?

- Act as a professional writer and write about [Your Topic here]. Use clear and simple language, even when explaining complex matters. Lean toward short sentences. Don't use jargon or acronyms. Use natural language and phrases that a real person would use in normal conversations. Ensure the content passes AI detectors that forecast word strings and text created by ChatGPT.

Glossary

AI (Artificial Intelligence): The field of computer science dedicated to creating machines that exhibit human-like intelligence. This includes learning, understanding language, recognizing patterns, problem-solving, and more.

API (Application Programming Interface): A set of rules that allows different software applications to communicate with each other. OpenAI's GPT-3, for instance, is accessible through an API.

Chatbot: A software application used to conduct an online chat conversation via text or text-to-speech instead of providing direct contact with a live human operator.

Context: Regarding ChatGPT, context refers to the previous inputs and outputs the model considers while responding to a given prompt.

Conversational AI: A subfield of artificial intelligence focused on enabling machines to engage in human-like conversation.

Dataset: A collection of related sets of information composed of separate elements but can be manipulated as a unit by a computer. In AI, a dataset is used to train and test machine learning models.

Deep Learning: A subset of machine learning that uses neural networks with many layers (hence the "deep") to analyze various factors of data and learn from it.

Fine-Tuning: The process of training a pre-existing model (like GPT-3) on a smaller, specific dataset to adapt it for a particular task.

Generative Model: An unsupervised learning task in machine learning that involves automatically discovering and learning the regularities or patterns in input data so that the model can be used to generate or output new instances that plausibly could have been drawn from the original dataset.

GPT (Generative Pretrained Transformer): A type of language processing AI model developed by OpenAI. GPT is designed to generate human-like text based on the input it's given.

Machine Learning: A field of artificial intelligence that uses statistical techniques to give computer systems the ability to "learn" from data, without being explicitly programmed.

NLP (Natural Language Processing): A field of AI that focuses on the interaction between computers and humans through natural language. The goal is for computers to process, understand, and respond to human language in a valuable way.

Prompt: An input given to ChatGPT to generate an output. It's essentially a command or question for the model.

Prompt Engineering: The art of crafting effective prompts to elicit the desired response from an AI model like ChatGPT.

Reinforcement Learning: A type of machine learning where an agent learns to behave in an environment, by performing actions and seeing the results.

Token: In the context of NLP, a token typically refers to a meaningful unit of language, such as a word or a sentence. In the context of GPT-3, a token can be as short as one character or as long as one word (for instance, 'a' is one token, and 'apple' is also one token).

Transformer: A type of model architecture used in deep learning, particularly in the field of NLP. GPT-3, for example, is a transformer model. Transformers are known for their ability to handle long-range dependencies in text.

Unsupervised Learning: A type of machine learning where AI systems are given unlabelled data and must find patterns and relationships within the data itself.

Zero-Shot Learning: A concept in machine learning where the model produces the correct output for a task it hasn't explicitly seen during training. For example, if ChatGPT generates a correct answer to a type of question it was never specifically trained on, that's zero-shot learning.

Free Gift From Alicia

**One FREE Month of
AI Experts Club!!!**

www.aiexpertsclub.com

**COUPON CODE:
CHATGPTBOOK**

Sources:

ChatGPT — Release Notes

<https://help.openai.com/en/articles/6825453-chatgpt-release-notes>

<https://gptbot.io/master-chatgpt-prompting-techniques-guide/>